



## This Issue

- Workshop: Catherine Redford.....Oct. 1<sup>st</sup>
- Lecture: Catherine Redford.....Oct. 2<sup>nd</sup>
- Philanthropy Day.....Nov. 6<sup>th</sup>
- WQ Officer & Chairman Reports
- Feature Member Interview
- Virtual Quilt Shows, Lectures, & Classes
- Call for Entries
- Neighborly Guild Calendar
- WQ Member Articles

*Safer at Home Edition #19*



## WQ Virtual Quarterly Meeting

WQ welcomes our guest speaker

**Catherine Redford**

"The Language of Flowers"

**Saturday, October 2, 2021**

10 am to noon (speaker at 11am)

Short business meeting and Quilters' Showcase

Zoom meeting invitation will be sent to all members



## Upcoming Workshops & More

- There are just a couple of spots left for the **“Walking Foot Quilting – Beyond the Ditch”** workshop **Friday, October 1<sup>st</sup> 11:00am to 3:30pm** taught by Catherine Redford. Details on page 3 Go to [westsidequilterslosangeles.org](http://westsidequilterslosangeles.org) to download a registration form
- **Catherine Redford** joins us for our Quarterly Meeting Saturday, **October 2<sup>nd</sup>** featuring her presentation "The Language of Flowers". This lecture includes a wide variety of quilts featuring flowers, many of which are beaded and embellished. Learn the meanings our ancestors ascribed to different blooms and consider why the giving and receiving of quilts is so special to many of us. A short business meeting and our normal Quilters' Showcase are included. *Please send Del, [quilterdel@aol.com](mailto:quilterdel@aol.com), photos of quilts to share, by September 29<sup>th</sup>.*
- Friday, **October 29<sup>th</sup>** 5pm – 6pm **Happy Hour** Join us for a casual hour of conversation with your favorite beverage. All members will be sent a Zoom link.
- Mark your calendars, Saturday, November 6<sup>th</sup> is the date for the WQ annual **Philanthropy Sew-In** "Giving For Thanksgiving". More information to come...
- Meetings and classes will continue on Zoom at least until 2022

## National Candy Corn Day - October 30<sup>th</sup>

*"National Day" pictures are actual quilts.*



# ***PRESIDENT'S MESSAGE***

## President's Message

The holidays are quickly approaching and like many of you I like to make homemade gifts. Whether it's a comfy quilt, a decorative wall hanging, homemade jelly, bread, or cookies, I find myself thinking about loved ones and how to put a smile on their faces.

A few years ago, I decided that each member of my immediate family would receive a quilt. Pictured are some of those quilts. I have 2 sons, 1 daughter in law, 2 sisters, 3 brothers, 2 sisters-in-law, 4 brothers-in-law, 3 nieces, 5 nephews, 6 great nieces, and 4 great nephews. Out of 34 quilts (counting my husband) I only have 3 left on my list!



It brings me such joy to see their faces when they get a quilt. And they always say, "this is the most beautiful quilt you have ever made."

Although many will be receiving plenty of homemade goodies this year, I still find myself finding that adorable quilt pattern and just the right person to give it to and so the greatest joy I can give a loved one is a quilt.

I hope you are making plans to bring excitement and appreciation to a person this year whether it's for family, friends or donated to a worthy cause. There are so many who can use a warm, comfy quilt.

"Quilting with friends keeps me in stitches!"

Marianne Simpson,  
Westside Quilters President





A Friday Workshop & Saturday lecture with

## **Catherine Redford**

"Walking Foot Quilting- Beyond the Ditch"

**Friday, October 1, 2021**

*\$40 fee for members*

11:00am - 3:30pm

A Zoom link will be sent to paid participants.

**\*\* Registration for this workshop is open until noon Wednesday 9/29/21\*\***

### **Workshop: Walking Foot Quilting- Beyond the Ditch**

Learn how to finish your quilts on a domestic machine while enjoying all the control of your walking foot. We will start with a brief discussion of preparing your tops for quilting including marking and basting. Then we will make stitched samples of different styles including modern grids, matchstick quilting and spirals. Finish with a look at Catherine's work to inspire you to go home and turn your tops into quilts.

### **Biography**

Catherine Redford was born in England where she learnt to knit and sew as a young girl. After relocating from London to Naperville, Illinois, she learned to quilt and never looked back. She's an award-winning quilter, an active member of her local guilds, and a popular teacher at the local and national level. Catherine is a frequent magazine contributor and has enjoyed being a guest on Quilting Arts TV. She is enjoying the resurgence of interest in handwork with a new embroidery book, *Butterfly Stitches*, published Fall 2020, and with two DVDs and a book on Modern Machine Quilting techniques, Catherine delights in finishing her own quilts on a domestic machine!

### **Supply List**

Materials:

- 10, 10" squares solid color fabric
- 2, 10" square pieced blocks of any design
- 6, 10" squares low loft cotton batting
- White 50 wt. cotton thread for quilting (e.g., Aurifil, Wonderfil, Superior....)
- Colored 12 wt. cotton thread (e.g., Aurifil, Wonderfil, Superior....)

Equipment:

- 50, size 1 safety pins
- scissors
- low-tac painters' tape
- Rotary cutter, mat and ruler (12" or longer)
- #80 and #100 sharp (Microtex) or topstitch sewing machine needles
- Sewing machine with walking foot, open toed appliqué foot, with any acrylic surround, knee lift and instruction book you have
  - ❖ \*(if your machine has an integrated dual feed system or similar you do not need a walking foot.
- Please use open toed appliqué foot that works with the system)
- paper and pen for notes

Optional:

- Kwik Klip
- Ball point stiletto





WQ Virtual Quarterly Meeting

WQ welcomes our guest speaker

**Catherine Redford**

"The Language of Flowers"

**Saturday, October 2<sup>nd</sup> lecture:**

Social time at 9:30am

Meeting 10:00am - 12:00pm

All members will be sent a Zoom link

[Catherine Redford](#) joins us for our Quarterly Meeting featuring her presentation "The Language of Flowers" This lecture includes a wide variety of quilts featuring flowers, many of which are beaded and embellished. Learn the meanings our ancestors ascribed to different blooms and consider why the giving and receiving of quilts is so special to many of us. A short business meeting and our normal Quilters' Showcase are included.





# Philanthropy Day – November 6<sup>th</sup>...

Hi Quilters!

We are gearing up for our annual **Philanthropy Sew-In “Giving for Thanksgiving”** to be held on **Saturday November 6 via Zoom**. As a suggestion, please follow the link below to a 10.5” heart block pattern:

[https://www.robertkaufman.com/quilting/quilts\\_patterns/i\\_heart\\_pink/](https://www.robertkaufman.com/quilting/quilts_patterns/i_heart_pink/)

*Here’s some inspiration to make scrappy heart blocks.*



If you'd like, you can use your favorite heart block pattern or work on your own project. If you are donating blocks for us to piece together, please **make the blocks 10.5” square**. We will have a roll of 80/20 batting and backing fabric available to finish your philanthropy quilts.

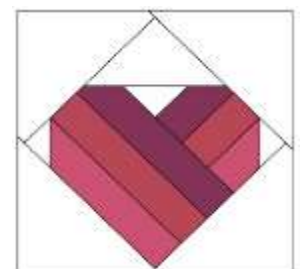


We will be donating these quilts to Upward Bound in Santa Monica and Culver City and Para Los Niños in Los Angeles. If you have any suggestions for other organizations, please let us know. We look forward to sewing with you on **November 6!**



Thank you for your continued support!  
Philanthropy Committee  
Lisa, Virginia, and Nancy

Nancy: [nancykawahara1@gmail.com](mailto:nancykawahara1@gmail.com) or 310.871.6363 (cell)  
Lisa: [ldrew007@aol.com](mailto:ldrew007@aol.com) or 310.902.5821 (cell)



## Leadership.....

### Moving, Part 2

Well, we are moved into our new home. It was a LOT of work, but we love our new space and our new neighborhood. My quilting room is still in a bit of disarray, but my stash is in place and my machine is set up.

I have to admit that I haven't touched a needle and thread or a piece of fabric (other than to pack and unpack) in over a month. Besides being busy with the move, I also haven't felt very inspired lately. Maybe it is the result of the moving process, maybe the result of the past year and a half of dealing with the pandemic, probably a combination of the two. In any event, I have been thinking about it a lot and came across an article by Carolina Oneto. Ms. Oneto reminds us to "Remember Why You Love to Quilt." She says:

*Many People pick up quilting as a hobby. Some people take up quilting for more personal time, mental health, or to expand horizons. Other people have taken up quilting over the years because it was a natural extension of their favorite hobby, sewing. Quilting can be a confidence booster, helps with concentration and relaxing, and allows you to nourish your artistic side.*

*At the end of the day, research has shown that quilting can be beneficial for your emotional wellbeing. The Journal of Public Health has shown that quilting helps with cognitive, creative and emotional wellbeing for people of all ages.*

I started quilting over 35 years ago. I don't remember why I started, other than the fact that I loved looking at quilts and decided I wanted to learn to make them; but I do know that it contributed – and continues to contribute – to my emotional wellbeing. Remembering that is enough to motivate me to get started again.

What motivates you? Perhaps you, too, have felt stuck. I hope that Carolina Oneto's

comments help you as much as they have helped me.

Happy quilting!

Barbara Marom-Pollack  
Vice President



Karen Haas	October 4
Nancy Kawahara	October 6
Lisa Drew	October 15
Eva Killingsworth	October 16
Sandra Lauterbach	October 16
Sonja Daniel	October 23
Stephanie Bommarito	October 24

## Membership.....

Not much new from me this month but please remember to check our updated roster on our website to see if all your information is correct. Please let me know if any changes need to be made. Sally Wright is an expert at making the changes.

We have great workshops and lectures coming up along with our monthly Happy Hour and quarterly General Meetings.

Hope to see you on Zoom.


Luann Jaffe  
Membership



## Treasurer

Karynn Dittmar, Treasurer

<b>OPENING BALANCE AS OF 6/1/21</b>		<b>7766.51</b>
<b>INCOME</b>		
Membership Dues / Donations	2220.00	
Workshop Fees	715.00	
Bank Adjustment	0.00	
Guest Fees	10.00	
Fabric Sale Fundraiser	20.00	
Amazon	18.47	
<b>TOTAL INCOME</b>		<b>2983.47</b>
<b>EXPENSES</b>		
Workshop Expense	550.00	
General Meeting Expense	0.00	
Charitable Contributions	0.00	
Administrative Expenses	0.00	
Membership Expenses	123.96	
SCCQG Insurance	0.00	
Website	220.25	
PO Box Rental	204.00	
Philanthropy / Ed. Expense	172.25	
Printing / Promotion / Admin.	0.00	
Square Up/Pay Pal Fees	43.16	
Government Fees	0.00	
<b>TOTAL EXPENSE</b>		<b>1313.62</b>
<b>NET INCOME</b>		<b>1669.85</b>
<b>CLOSING BALANCE as of 9/25/21</b>		<b>9436.36</b>



## Website and Social Media:

WQ Website -

Everything on

[www.Westsidequilterslosangeles.org](http://www.Westsidequilterslosangeles.org) is up to date as of right now.

Social Media -

We're in need of quilts to show on Facebook, Instagram and the WQ Weekly Update. Please send any of your fall themed pieces or anything you have finished lately to be included to [westsidequilters@yahoo.com](mailto:westsidequilters@yahoo.com)!

Sally Wright

Website & Social Media Manager.



## Words of Wisdom from Our Treasurer

There are many easy ways to pay for membership dues and workshops but some might need clarification.

The best way to pay which doesn't cost the guild fees is by Zelle. Check with your bank to see if they are set up to use Zelle and then all you have to do is send money to [treasurer@westsidequilterslosangeles.org](mailto:treasurer@westsidequilterslosangeles.org) and it's immediately credited to our bank account. I have my account at a credit union which doesn't currently have Zelle available. But it does have something called P2P or dash cash. I have been able to send money to WQ using the same address: [treasurer@westsidequilterslosangeles.org](mailto:treasurer@westsidequilterslosangeles.org) and there are no fees generated. So, check your bank to see what they offer for sending money easily and give it a try.

Another way to pay is through PayPal. You need to have a PayPal account and then you can send money to Westside Quilters using [westsidequilters@yahoo.com](mailto:westsidequilters@yahoo.com). There is a minimal charge to us for accepting money.

Of course, you can pay with your credit card number, either by writing it on your form or by calling me if you feel safer doing it that way.

And, lastly, you can pay by check (or cash if we are meeting in person).

And, remember...when you make purchases through Amazon, they will make a donation to us if you sign up at [smile.amazon.com](https://smile.amazon.com) and choose Westside Quilters as your charity (make sure it says Los Angeles). For every purchase you make we receive a small donation which helps offset the fees charged by credit cards and PayPal. Every little bit helps!

Thanks for reading and if you have any questions, feel free to contact me.

Karynn Dittmar, Treasurer




<https://smile.amazon.com/ch/27-3145733>



## National No Bra Day - October 13



## National Pumpkin Day – October 26<sup>th</sup>



Picking Mrs. Bobbins out of a crowd has always been really easy.



## ***Calls for Entry October 2021***

So happy to say the quilt shows and exhibits are slowly coming back to life! We're looking forward to a live Road to California in January and International Quilt Festival is planning an in person show in Fall 2021! However, before sending off your entry to any show, double check to make sure that the event is actually taking place. There are a few deadlines coming up soon and some listed below to get ready for next Spring and Fall. Hopefully as 2021 progresses there will be more opportunities. Watch this space!

For some great information from a veteran on how to get your work shown see this blog entry from Sue Bleiweiss <https://suebleiweiss.blog/2018/06/14/getting-your-work-out-there/>

I also recommend this blog post from Lyric Kinard on how to choose venues to display your work - <https://lyrickinard.com/2019/05/showing-your-work-choosing-venues/> In fact, there is a whole series of blog posts on getting your work out there that is well worth your time.

Here are some suggestions for quilt entry photography from International Quilt Festival.

### PHOTOGRAPHING YOUR QUILT FOR SUBMISSION

Continuing our notifications for ways to display your quilts and textile pieces to a wider audience... Entering shows is not difficult, but to begin here are a few guidelines:

- Always make sure you read everything in the call including the calendar, requirements, rules, etc. Especially the rules! Will save headaches and disappointment later on.
- Keep a record on your entries so you won't be caught with a quilt needing to go two places at once. Having to remove a quilt from a show or exhibit because you misread the exhibition dates is a no-no. Ask me how I know...
- Having a great photo of your quilt - straight on, in focus, not on a bed or held up showing hands and feet, super important. There is lots of great info on quilt photography on line. Google!
- Don't be intimidated or depressed by a rejection! There are lots of different reasons why a quilt doesn't fit into a specific show. It is usually not because your quilt is bad!

The calls below are just a sample of the many opportunities out there. For more search "Fiber Art Calls for Entry" or "Quilt Calls for Entry"

**Road to California** - our big local and national show has announced their Quilt Contest for January 2021. Entry is now open at <https://online.roadtocalifornia.com/pageroad.php?ID=77>. *The entry deadline is October 1, 2021.*

**New Quilts from an Old Favorite: your choice** (Paducah, KY)

<https://quiltmuseum.org>

This international contest organized by The National Quilt Museum challenges quiltmakers to create an innovative quilt based on a specific traditional pattern. Winners of the contest traditionally include quilts from many different U.S. states and several other countries.

*Entry open from September 1 to December 8, 2021.*

**Travel Near and Far: Quilting Arts Readers Challenge** 8" X 8" quilts.

[www.quiltingcompany.com](http://www.quiltingcompany.com)

Dec 10 2021 - May, 2022

*Entry deadline Nov 14, 2021*

**AQS Daytona Beach**, February 23-26, 2022. <http://www.cvent.com/events/2022-aqs-quiltweek-daytona-beach-contest/event-summary-40df5368644248b7a01036376e9d39f4.aspx>. Entry Deadline October 15, 2021

**QuiltCon Together 2022**, Phoenix, AZ (Members Modern Quilt Guild)

Feb 16-20, 2022 <https://www.quiltcon.com>

*Entry deadline, October 30, 2021*



## SAQA (Regional) - In all Their Glory

SAQA Southern California - Nevada members <https://www.saqa.com/events/all-their-glory-regional-exhibition>  
Beauty surrounds us is within us and all around us, from the smallest particle to the entire universe. Beauty is seen and unseen, spoken and unspoken. In the spirit and in the mind. This exhibit is an opportunity to share that beauty.

At least one piece by each submitting artist will be included in the exhibit.

Entry opens October 1, 2021

Entry deadline October 31, 2021.

**Rocky Mountain Quilt Museum "Evolutions - Looking Back Moving Forward"** . Entry opens November 1, 2021. [https://media.rainpos.com/5518/2022\\_evolutions\\_cfe\\_rules.pdf](https://media.rainpos.com/5518/2022_evolutions_cfe_rules.pdf)

Entry deadline November 26, 2021


**SAQA Gastronomy** - Gastronomy is the study of the relationship between food and culture, featuring not only the bountiful gifts from nature, but a gift from the human hand. The art of preparing unique, delicate food is a tradition passed from generation to generation, around the world. Combining innovative ingredients, colors, textures, and flavors creates dishes pleasing to both the palette and the eye.

Artists are encouraged to reflect on their personal relationship with food - the enjoyment, comfort, and celebration inherent in the presentation of a special meal. <https://www.saqa.com/events/gastronomy-saga-global-call-entry>

Entry Deadline November 30, 2021

**Sacred Threads 2021** has announced that the 2021 exhibit will be postponed until July of 2022. <http://sacredthreadsquilts.com>The Call for Entry for 2022 will open October 1, 2021. Entry deadline January 10, 2022.

Questions? Contact Sally Wright at [sally@sallywrightquilts.com](mailto:sally@sallywrightquilts.com)





## A NEIGHBORLY GUILD CALENDAR

October 2021	
October 1 & 2 <b>Westside Quilters</b> <a href="http://www.WestsideQuiltersLosAngeles.org">www.WestsideQuiltersLosAngeles.org</a>	<u>Catherine Redford</u> Fri, Workshop: "Walking Foot Quilting- Beyond the Ditch" Sat. Lecture: "The Language of Flowers"
October 11 <b>LA Modern Quilt Guild</b> <a href="http://www.LAMQG.org">www.LAMQG.org</a>	???
October 13 <b>Glendale Quilt Guild</b> <a href="http://www.glendalequiltingguild.org">www.glendalequiltingguild.org</a>	<u>Trich Price &amp; Jennifer Dick</u> Lecture: Everyday Stitches, Patterns for Everyday Quilters
October 17 <b>African American Quilters of Los Angeles</b> <a href="http://www.easysite.com/aaqla">www.easysite.com/aaqla</a>	<u>Meeting</u> – third Sunday of the month
October 17 & 24 <b>San Fernando Valley Quilt Guild</b> <a href="http://www.sfvqg.net">www.sfvqg.net</a>	<u>Libby Williamson</u> Collage Magic
October 20 & 27 <b>South Bay Quilters Guild</b> <a href="http://www.southbayquiltersguild.org">www.southbayquiltersguild.org</a>	<u>Colleen Wise</u> Workshop: emerald City
October ? <b>Simi Valley Quilt Guild</b> <a href="http://www.simivalleyquiltguild.org">www.simivalleyquiltguild.org</a>	TBD
October ? <b>Santa Monica Quilt Guild</b> <a href="http://www.santamonicaquiltguild.org">www.santamonicaquiltguild.org</a>	<u>Daisy Aschehoug</u>
November 2021	
November 6 <b>Westside Quilters</b> <a href="http://www.WestsideQuiltersLosAngeles.org">www.WestsideQuiltersLosAngeles.org</a>	<b>Philanthropy Day</b> "Giving For Thanksgiving"
November 10 <b>Glendale Quilt Guild</b> <a href="http://www.glendalequiltingguild.org">www.glendalequiltingguild.org</a>	<u>Michelle Banton</u> Lecture: Cotton to Consumer – the journey of a cotton boll from field to local quilt shop
November ? <b>Santa Monica Quilt Guild</b> <a href="http://www.santamonicaquiltguild.org">www.santamonicaquiltguild.org</a>	<u>Loretta Crites</u>
November ? <b>San Fernando Valley Quilt Guild</b> <a href="http://www.sfvqg.net">www.sfvqg.net</a>	<u>TBD</u>
November 11 <b>LA Modern Quilt Guild</b> <a href="http://www.LAMQG.org">www.LAMQG.org</a>	<u>Laura Loewen</u> Lecture: Quilt Photography in Your Pocket
November 21 <b>African American Quilters of Los Angeles</b> <a href="http://www.easysite.com/aaqla">www.easysite.com/aaqla</a>	<u>Meeting</u> – third Sunday of the month
November ? <b>South Bay Quilters Guild</b> <a href="http://www.southbayquiltersguild.org">www.southbayquiltersguild.org</a>	<u>TBD</u>
November ??? <b>Simi Valley Quilt Guild</b> <a href="http://www.simivalleyquiltguild.org">www.simivalleyquiltguild.org</a>	???



## Featured WQ Member:

**Erika Bradbury** Member since July 2021

*When did you start quilting? Why?*

I started quilting in middle school when I joined my local 4-H club. Rather than raising animals, I gravitated towards the arts and crafts activities.

*What types do you make?*

I typically make traditional quilt patterns in bright, whimsical fabrics.

*How often do you quilt? What time of day?*

I love spending the entirety of my Sundays quilting. It's always nice to take a break from my typical workweek activities (lots of computer time!) to do a handicraft.

*Why did you join Westside Quilters?*

I wanted to meet people who love quilting as much as I do!

*Who are your favorite teachers and lecturers?*

*What are your favorite workshops or conventions in the past?*

I haven't been to any quilting-related events or lectures in a long time, but am looking forward to having more opportunities to do so as part of the guild.

*Where does your inspiration come from?*

Usually, I see a fabric that I love and want to "preserve" in a quilt. Like many quilters, my fabric stash continues to grow exponentially.

*Tell us your favorite quilt story about receiving or giving a quilt*

Inspired by Laura Ingalls, I made my first quilt in elementary school as a gift for my mom. I cut up some of her favorite old shirts and fabric from crafts we'd done together to make a very simple, very small block quilt. I always smile when I think of my dad helping me figure out how to do the batting and binding for it – the end result was stuffing the quilt with loose polyester craft batting and gluing on a satin ribbon blanket binding!

Longarm quilting in the pictured quilts by Joy Pickell and Mama Said Sew Quilting



## ***At Home and Surfing the Internet***

*(Temporarily replacing OUT AND ABOUT)*

**Extreme Quilters "Art From Cloth Show"** Coming **October 16 – 26**, 10am to 5pm daily! At the Thousand Oaks Community Gallery, 2331 Borchard Road, Newbury Park. Admission is free. Because of pandemic concerns, masks are required at the gallery.

The show is presented annually by the Extreme Quilters, a group of women who share a passion for contemporary textile art. They meet monthly to show their work and exchange ideas and techniques. Past exhibitions have featured textile works that incorporated photography, beading, rusting, glass fusing and sculptural techniques. A boutique of handcrafted works by members is an integral part of the show. For more information, visit: [www.extremequilters.com](http://www.extremequilters.com), email Rodi Ludlum at [rodiludlum@ix.netcom.com](mailto:rodiludlum@ix.netcom.com) or call 818 597-9279

Our own **Kathryn Pellman** has published a book on her "**Word Salad, Fashionistas and Girlfriends**" ...<https://www.kathrynpellman.com/product-page/word-salad-fashionistas-and-girlfriends>

From the Smithsonian - **Sharing Science through Quilting...**

[https://www.smithsonianmag.com/science-nature/inside-growing-movement-share-science-through-quilting-180978305/?fbclid=IwAR2A-FGVIMSQV1hi\\_ZBGIJB4\\_X0uMdZoQDv7Mz5cEG4Edi64-VMAMGpWv3o](https://www.smithsonianmag.com/science-nature/inside-growing-movement-share-science-through-quilting-180978305/?fbclid=IwAR2A-FGVIMSQV1hi_ZBGIJB4_X0uMdZoQDv7Mz5cEG4Edi64-VMAMGpWv3o)

A great opportunity to study with **South African Quilter Rosalie Dace...**

[https://stitchinpost.com/products/walk-with-me-4-session-online-workshop-with-rosalie-dace?fbclid=IwAR2RimMLjiXTzcZqcN3nOqvlr-v-iTPpw32qaBIXk1\\_esvwwyZyBecax3M](https://stitchinpost.com/products/walk-with-me-4-session-online-workshop-with-rosalie-dace?fbclid=IwAR2RimMLjiXTzcZqcN3nOqvlr-v-iTPpw32qaBIXk1_esvwwyZyBecax3M)

From **Lauretta Crites** - a new way to finish small quilts...

[https://laurettacrites.com/blog/quickie-mini-quilt-finish?fbclid=IwAR2-5EmQ6e-RiWaElu\\_WZHnEOA3YT18UfFgljg9zHFH0yMIER21sy1p5zCs](https://laurettacrites.com/blog/quickie-mini-quilt-finish?fbclid=IwAR2-5EmQ6e-RiWaElu_WZHnEOA3YT18UfFgljg9zHFH0yMIER21sy1p5zCs)

The **Stitchers' Journey** - How to Start? from TextileArtist.org...

[https://www.textileartist.org/navigating-the-stitchers-journey/?t1\\_inbound=1&t1\\_target\\_all=1&t1\\_period\\_type=3](https://www.textileartist.org/navigating-the-stitchers-journey/?t1_inbound=1&t1_target_all=1&t1_period_type=3)

**The Bronte Sisters and quilting...**

<https://www.quiltfolk.com/product/bronte-sisters-quilt-workshop/?fbclid=IwAR34GnccgkBQcwmsttQwFAJZztUZ8eayZ-X2DirJNly0ZVtNGF3NU8EL1Y>

**Lisa Walton's one woman show at the Quiltfestival in Groningen Netherlands** in 2020 was cancelled due to Covid, but here is her online version of the exhibit. [https://youtu.be/7uw0J-oMI\\_A](https://youtu.be/7uw0J-oMI_A)

**Craft Napa 2022 IN PERSON resuming** an in-person Craft Napa event scheduled for January 13-16, 2022 at the Embassy Suites/ Napa Valley and Pokey's Art Barn. (Registration opens September 30th, at 9:00 AM.)

**Craft Napa: UNCORKED AT HOME** (online, January 6-9, 2022). (Announcement and preview of workshops on October 8th, 2021, registration opens October 15th, 2021).

**See the Speaker Calendar of the Southern California Council of Quilt Guilds for additional events.** Go to [www.sccqg.org](http://www.sccqg.org) scroll down to the bottom of the homepage and click on the box "Speakers" and see other SCCQG guilds and speakers into 2021



## Member Articles...

### MAKING MEMORY AND T-SHIRT QUILTS

*By Betsy (Janet) Barker, Interactive Media Development & Quilt Artist*

As Sherri Lynn Wood says on her blog, “Memory Quilting Heals the Heart”. For those of us who have lost loved ones during the pandemic, a memory quilt can literally wrap us in the love of someone who has passed. Using the same principles, T-shirt quilts can celebrate happy life events such as birthdays, graduations or wedding anniversaries. Whatever the reason for making a memory quilt, there are design options available from teachers who specialize in creating these heirlooms.

For a beginner-friendly introduction to making T-shirt quilts, Missouri Star offers a low-cost video class. This video covers all the main concepts (trimming, stabilizing, and combining blocks of different sizes), so it provides a quick start for an experienced quilter as well. Once purchased, the video is yours forever to watch again and again. [Tackling T-Shirt Quilts](#)

Making memory quilts and t-shirt quilts can be a very emotional process. Assembling a quilt from treasured fabrics can seem overwhelming. For many families, finding a quilter who specializes in making memory quilts can take the project from dream to reality. These quilters offer guild lectures, workshops, and commission services for creating fabric treasures.

Sherri Lynn Wood’s book [The Improv Handbook for Modern Quilters](#) helps quilters to look at new ways to express their creativity. Recently, Sherri has been focusing on ["Passage Quilting"](#) workshops where she helps guide quilters to make their own memory quilts. She recently spoke at the International Quilt Museum about her process for the passage quilts that she made for her family. [Lecture at the International Quilt Museum](#)

Liberty Worth is a Los Angeles quilter known for her compassion in making memory quilts from the clothes of loved ones who have passed away. As a member of the Los Angeles Modern Quilt Guild, her ideas are innovative while still being respectful. For examples of her memory quilts (and her other wide-ranging projects), [view Liberty's website](#).

Cyndi Zacheis is the author of [Creating Celebration Quilts](#), and is known for her distinctive designs. The cover of her book shows a memory quilt based on the Chinese Coins pattern and using small pieces of clothing. The stacks of coins appear to be exploding with positive celebrations of the man who passed. Cyndi’s recent workshop for the Quilt Alliance presented a well-organized and comprehensive guide with many examples from the commission quilts she has created. [View Cyndi's website](#)

Beth Sullivan’s business offers more traditional t-shirt, memory, and baby clothes quilts. Her workshop showed a variety of examples for combining different-sized blocks cut from t-shirts. She has used men’s sweaters, ties, and work shirts to make a coherent design. In addition, she has helped families sort through baby clothes to prioritize the most meaningful items. [View Beth's website](#)

Imagine wrapping yourself in a warm, soft quilt made from the favorite clothes of someone you have loved and lost. It would be almost as if they were still with you, hugging you. Or perhaps you have a wall hanging of your child’s baby clothes, remembering their baby sweetness now that they are a teenager. Or maybe you are celebrating a graduation with annual school photos and sports t-shirts. Let these teachers help you bring your treasured clothes out of storage and make them into a memory quilt that will warm your heart.



## Editor's Note:

### Always Take a Picture!?!

I was recently playing with the arrangement of 9 colorful blocks that are part of a baby quilt I'm making to welcome a good friend's first grandchild. It's a sweet little nostalgic old fashion quilt made with 1930's reproduction fabrics that I had on hand. The block has a center star bordered with 6 of the 9 fabrics I'm using, and I'm trying to not have any two identical border fabrics touch each other.

All the blocks are sewn and laying on the dining room table. And, I'm playing with the layout before sewing all the blocks together. I've switched this block for that block or turned it 90 degrees, you all know that game! I've achieved the final layout!!! Time to start sewing.






I took 2 blocks off the table, pinching the block edges together to be sewn and walk over the sewing machine to secure the seam. Easy breezy! Place it back on the table and grab 2 other blocks to sew together, repeat with other blocks. Taking a look at the all the blocks laying on the table, "What happened to my well-planned layout?" Did a demon-sewing-fairy mix up the block placement once I walked to the other room to sew the blocks together? I'm sure it wasn't me sewing the wrong edges together!

This is where taking a picture of the layout before starting to sew the blocks together would have provided a reference to refer back too. I've learned my lesson!

Stay Safe and Healthy.....  
Happy Stitching,

Debbie Nussbaum  
Newsletter Editor



<p><b><u>National Homemade Cookies Day</u></b> October 1<sup>st</sup></p> 	<p><b><u>National Pasta Day</u></b> October 17<sup>th</sup></p> 	<p><b><u>National Mad Hatter Day</u></b> October 6<sup>th</sup></p> 
<p><b><u>National Greasy Food Day</u></b> October 25<sup>th</sup></p> 	<p><b><u>National Dessert Day</u></b> October 14<sup>th</sup></p> 	<p><b><u>National Chocolate Cupcake Day</u></b> October 18<sup>th</sup></p> 

## Westside Quilters Board meeting 9/18/21 via Zoom

(\*\*revised 9/23 for next board meeting and added note about fabric sale on 10/23)

Present: Sally Wright, Karynn Dittmar, Lisa Drew, Del Walker, Nancy Kawahara, Cindi Garacochea, Debbie Nussbaum, Roberta Walley, Pat Karasick, Virginia Marshall, Marianne Simpson

Marianne asked Sally to run meeting because she was going to be late. The meeting was called to order at 10:08 a.m. The minutes of the previous meeting were approved and we elected to continue meeting via Zoom for the foreseeable future.

Treasurer's report: There is currently \$9410.16 in the bank account. Karynn will write an article to remind members about participating in Amazon Smile and about payment options for lectures and workshops for the next newsletter. There was discussion about auto fill forms but we are unable to do it at the present time. SCCQG insurance will be paid in September and any required taxes filed in October.

Membership: Luann wasn't present but Sally mentioned people should check the roster to make sure their information is correct and she will make any corrections and get the revised roster out soon.

Programs: Catherine Redford is scheduled for our October workshop and there are currently nine people signed up. The limit is 20. Pat reported that 2022 is filled except for February. The Global Quilt Connection will be held in October and might offer a new choice for February or there might be other options such as a retreat. Currently we are not charging any extra for a non-member for lectures or workshops but still charging \$10 for guests at our regular meeting.

Philanthropy: Lisa has lots of fabric from a woman in Venice and from Tina Nord. We discussed having two fabric sales. One on October 23 (at Pat's) for everything except the fabric from Tina and then a later sale of Tina's fabric and notions in November at Lisa's. The board voted to let Nancy buy another roll of batting and use \$200 to buy bolts of fabric from Sewing Arts. The next Philanthropy sewing day is November 6. It was discussed to have a pattern for people to work on such as a 12" wonky heart. The committee will look into this.

Cindy asked for a suggestion for the featured member for the next newsletter. It was suggested to ask either Sylvia Baker or Erica Bradbury since they are both new members.

Newsletter: Articles should be in by September 25. Debbie asked Philanthropy to write up something about the sewing day and the fabric sales.

Website: Sally needs fall or Halloween quilt photos for the website. She talked about our Westside Quilters logo and the importance of branding and asked when people abbreviate our name, they use WQ and not WSQ or another abbreviation.

**\*\*Next Board meeting will be 10/16.** Meeting adjourned at 11:04 a.m.

Respectively submitted,

Karynn Dittmar, acting Secretary  
for Terrie Dorio, Secretary

*\*\*it was decided not to have the fabric sale on October 23 since we would not be getting fabric bolts from Sewing Arts Center\*\**







**Next Executive Board Meeting**  
 The next meeting of the Executive Board will be held, October 16, 2021  
 All members of Westside Quilters are welcome to attend with prior notice to  
[Pres@WestsideQuiltersLosAngeles.org](mailto:Pres@WestsideQuiltersLosAngeles.org).



*Our Mission*

A new kind of guild organized for educational and charitable purposes; to promote cooperation and the exchange of ideas among quilters; to instruct members in methods and techniques of traditional and contemporary creative quilting; to serve mini-groups and their philanthropic endeavors within the community; to inspire personal achievement.

Officers 2020-2021

President	Marianne Simpson
Vice President	Barbara Marom-Pollack
Secretary	Terry Dorio
Treasurer	Karynn Dittmar
Program	Pat Karasick, Del Walker, and Cindi Garacochea
Membership	Luann Jaffe
Newsletter	Debbie Nussbaum
Philanthropy	Nancy Kawahara, Virginia Marshall, and Lisa Drew
Website Manager	Sally Wright

Appointed Positions

<b>Hospitality</b>	Kim Ryan, Matt Randall
<b>Meeting Set-Up/Take-Down</b>	Marianne Simpson Lisa Drew and Sonja Daniel
<b>Photographer</b>	Sally Wright
<b>President Emeritus</b>	Roberta Walley

Mailing Address                    **Post Office Box 641925**  
**Los Angeles, CA 90064**

**Website**

[www.WestsideQuiltersLosAngeles.org](http://www.WestsideQuiltersLosAngeles.org)

Facebook    **We're on Facebook. Check out the banner on the WQ website home page (lower center).**

Amazon    **There is a boxed message in the lower center of our website home page giving a direct link to Amazon. By using this link, anything you purchase earns a 4% "dividend" paid directly to WQ. This only works if you enter the Amazon website from the WQ website link.**

iGive.com    **This is another way to benefit WQ when shopping on the Internet. Here you need to register (the iGive.com logo appears in the lower center on the WQ website home page and links you directly to iGive.com). More than 800 Internet retailers participate (Barnes & Noble, Bed Bath & Beyond, Enterprise Rent-A-Car, Lancome -- to name a few). Follow the instructions at iGive.com.**

Non-Profit Status    **Westside Quilters is tax-exempt from Federal income tax under section 501(c)(3) of the Internal Revenue Code, and classified as a public charity under section 170 of the Code, according to the determination letter dated May 26, 2011 received from the Internal Revenue Service. The effective date of exemption is June 17, 2010. Donations to Westside Quilters are fully tax-deductible for individuals and other entities such as corporations, partnerships, trusts; Westside Quilters is qualified to accept tax deductible bequests and gifts or transfers of gifts.**

F.E.I.N.    **27-3145733**  
**(Federal Employer Identification Number)**

